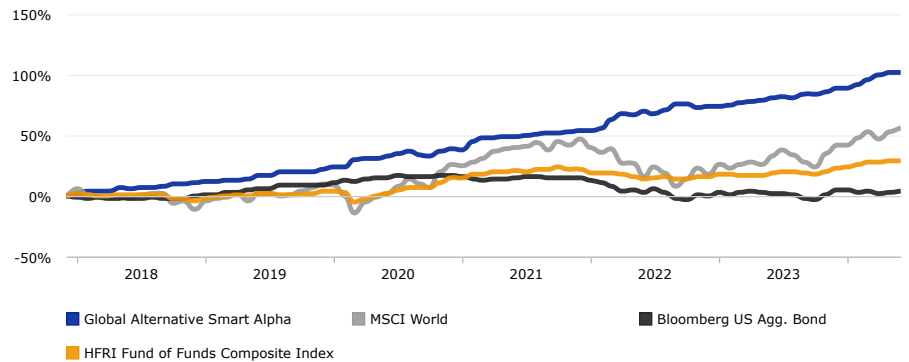


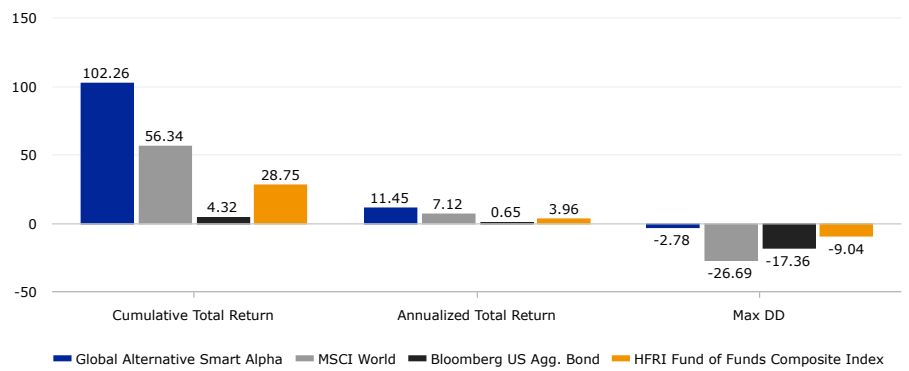
### PERFORMANCE STATISTICS

Last Month	Year To Date
<b>0.25%</b>	<b>6.97%</b>
12 Months ROR	Total Return Annualized
<b>11.88%</b>	<b>11.45%</b>
Standard Deviation Annualized	Downside Deviation Annualized
<b>4.48%</b>	<b>1.39%</b>
Winning Months (%)	Sharpe Ratio
<b>82.05%</b>	<b>2.45</b>
Sortino Ratio	Alpha Annualized
<b>7.84</b>	<b>11.85%</b>
Beta	Correlation vs. MSCI World
<b>-0.03</b>	<b>-0.12</b>
Correlation vs. Bloomberg US Agg. Bond	Correlation vs. HFRI Fund of Funds Composite Index
<b>-0.30</b>	<b>-0.04</b>

### CUMULATIVE MONTHLY RETURNS



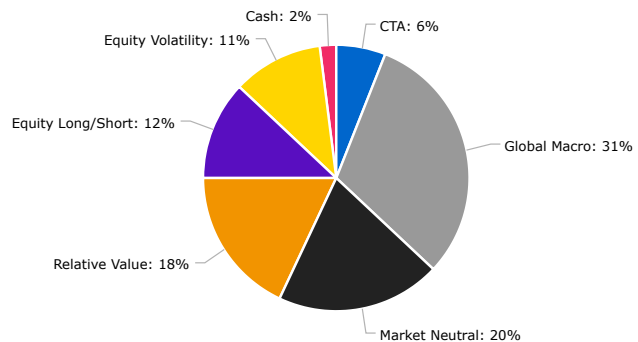
### STATISTICS



### STRATEGY DESCRIPTION

Global Alternative Smart Alpha is a diversified Multi-Manager/Multi-Strategy hedge fund investment program that aims to generate positive absolute returns irrespective of market direction. The program invests in a diversified range of global developed markets, including equity, fixed income, foreign exchange, volatility, arbitrage, and commodity asset classes. The strategy focuses on maintaining a low correlation to equities, bonds, and hedge fund investments while aiming for a favorable asymmetric return profile over the long term.

### STRATEGY EXPOSURE



### KEY HIGHLIGHTS

- A unique blend of carefully selected investment managers and strategies targeting an uncorrelated set of opportunities
- Genuine risk diversification due to low/negative beta and correlation to equities and bonds and the hedge fund industry in general and little pairwise correlation across investment managers
- Designed to effectively protect investors from stock market declines, combined with "crisis alpha" (capital protection in periods of high financial stress)
- Multidimensional, systematic, and repetitive investment process combined with stringent risk management
- Distinct offering in the area of liquid alternatives

### GENERAL INFORMATION

Portfolio Adviser	RML Advisory - Zurich
Minimum Investment	125,000 USD
Base Currency	USD
Inception Date Prop.	Jan 2018
Legal Structure	AMC / nETP
Liquidity	Monthly
Management Fee	0.75%
Inv. Style	80% Systematic/20% Discretionary/Multistrategy
Website	www.rml-advisory.ch
Number of Managers	15

## MONTHLY PERFORMANCE

	Jan	Feb	Mar	Apr	May	Jun	Jul	Aug	Sep	Oct	Nov	Dec	Year	MSCI World	HFRI Fund of Funds Composite Index
2024	0.16	1.54	2.08	1.84	0.92	0.25							6.97	10.33	4.67
2023	0.23	0.71	1.02	0.51	0.64	0.90	0.89	-0.52	1.66	-0.27	0.86	1.91	8.85	20.10	6.08
2022	0.12	1.18	4.98	2.83	-0.80	1.86	-1.29	1.83	3.03	0.28	-1.68	0.24	13.10	-19.80	-5.32
2021	-0.15	4.90	1.98	0.21	0.49	-0.29	1.06	0.75	0.28	0.33	0.30	0.49	10.74	16.81	6.18
2020	1.58	-0.32	4.96	0.80	-0.29	1.48	1.85	1.53	-2.58	-0.21	2.77	1.24	13.38	14.34	10.88
2019	0.51	0.27	0.66	0.47	0.39	2.74	0.23	2.21	-0.02	0.23	-0.09	2.11	10.10	24.04	8.38
2018	2.50	1.26	0.17	0.18	2.33	-0.26	0.31	0.57	0.91	1.25	0.15	1.25	11.11	-11.19	-4.02

## DISCLAIMER

This document is provided for your information and marketing purposes only. It is confidential and does not carry any right of publication, reproduction or disclosure, in whole or in part, to any other party. Any information including facts, opinions or quotations, may be condensed or summarized and is expressed as of the date of writing. The information may change without notice. RML Advisory is under no obligation to ensure that such updates are brought to your attention. RML Advisory, their directors, advisors and employees are hereinafter jointly referred to as the Company.

The products and services described in this document may not be eligible or suitable for sale in all jurisdictions or to certain categories of investors, in particular not for persons subject to a jurisdiction that prohibits such publication and distribution.

No undertaking, representation, warranty or other assurance is given, and none should be implied, as to, and no reliance should be placed on, the accuracy or completeness of the information or opinions contained in the document. The information contained in the document is subject to completion, alteration and verification. The document is partly based on information obtained from sources believed to be reliable but are not guaranteed as being accurate, exact, complete, appropriate or up to date. The Companies' opinions and estimates constitute the Company's judgment and should be regarded as indicative, preliminary and for illustrative purposes only. The information and opinions expressed in this document do not constitute an investment advice or recommendation, and shall not be construed as a solicitation or an offer for sale or purchase of any product, to effect any transactions or to conclude any legal act of any kind whatsoever. Nothing in this document is based upon the consideration of the particular needs, investment objectives and financial situation of any specific investor, nor are they a complete statement of the products, services, markets or developments. The products are not suitable for all investors.

The document shall not form the basis of or be relied upon in connection with any contract or commitment to acquire any products. In addition, the analyses are not and do not purport to be appraisals of any asset, business or any other entity nor do the Companies make any representations as to the legal, tax or accounting effects of investing in these products. Prospective investors should consult with legal, tax, accounting and other advisors and must read final offering and product documents prior to making a decision. This document is subject to a more complete description and does not contain all of the information necessary to make an investment decision, including, but not limited to, the risks, fees and investment strategy.

The portfolio performance has been calculated since 01/01/2018 based on the provided monthly data (NAVs) of the funds/instruments included in the portfolio (prop. Account) since the beginning of January 2018. Therefore, the calculated performance is not based on a hypothetical back test or a hypothetical portfolio construction process but on actual portfolio management activities from January 1 to date. Portfolio management activities include new fund subscriptions, full or partial redemptions at the respective net asset value, etc. However, the results up to 31.08.2022 reflect the performance of a portfolio that was not offered to investors and therefore do not represent the returns achieved by an investor during this period. Since 01.09.2022, however, the portfolio reflects a real investor portfolio and therefore the performance since then reflects the real performance. Past performance is not indicative of future results.

Since 2018, the portfolio has undergone rebalancing to meet the strategy's allocation guidelines. Monthly figures for the reporting month are subject to subsequent change as some net asset values are not yet final. Should this be the case, the net asset values will be adjusted or corrected accordingly in the following month by the respective managers of the funds included in the portfolio. However, experience shows that such adjustments are only minor, if at all.

The Sharpe Ratio and Sortino Ratio are calculated based on a risk-free rate of 0.2%. From January 1, 2018 to August 31, 2022, an investment advisor fee of 0.60% was deducted for the performance calculation. Since September 1, 2022, a fee of 0.75% has been deducted.

All statements of opinion and/or belief herein and all projections, forecasts or statements relating to expectations regarding future events or the possible future performance represent the Companies' own assessment and interpretation of information available to it currently. No representation is made or assurance given that such statements, view, projections or forecasts are correct or that the objectives will be achieved.

Investments may have no public market or only a restricted or illiquid secondary market giving rise to potential difficulties in valuing and disposing of such investments. Alternative fund strategies may include the use of leverage (borrowing) and derivative instruments resulting in respective risks of potential loss.

The Company may have or have had positions or holdings, or other material interest or effect transactions in the products described in the document. The Company may be providing, or have provided advice or other investment services in relation to the investment concerned or a related investment to any company or issuer mentioned. In no event shall the Company have any liability whatsoever to any person for any direct or indirect loss, liability, cost, claim, expense or damage of any kind, whether in contract or in tort, including negligence, or otherwise, arising out of or related to the access to or the use of the document, the use of all or part of the information contained therein.

The RML Global Alternative Smart Alpha Strategy is exclusively suitable for professional & institutional investors within the meaning of Art. 4, para 3 and 4 of the Swiss Financial Services Act.

The strategy is expected to be investible for additional external investors in Q3/Q4 2024 either through an AMC or nETP.